

# Modular International

## 579e LED Modules

50mm, 70mm,  
and 90mm LED  
modules available  
with filter rings,  
shielding cylinders,  
and filter media.



# Modular Multiples®

The Original Multiple Lamp Family of Fixtures



## 579e 50mm LED Modules

All delivered lumen values were tested at 2700K with finish ring at nominal mA rates & below. Available in 2700K, 3000K, 3500K, and 4000K.

Model Number	Watts	Beam Angle	CRI	Delivered Lumens	Lumens per watt
LED-506-17	6	17°	90+	836	139
LED-506-30	6	30°	90+	853	142
LED-506-40	6	40°	90+	825	137
LED-506-55	6	55°	90+	744	124
LED-508-17	8	17°	90+	1,115	139
LED-508-30	8	30°	90+	1,036	129
LED-508-40	8	40°	90+	1,048	131
LED-508-55	8	55°	90+	993	124
LED-510-17	10	17°	90+	1,350	135
LED-510-30	10	30°	90+	1,260	126
LED-510-40	10	40°	90+	1,268	126
LED-510-55	10	55°	90+	1,209	120
LED-511-17	11	17°	90+	1,488	135
LED-511-30	11	30°	90+	1,397	127
LED-511-40	11	40°	90+	1,404	127
LED-511-55	11	55°	90+	1,328	121
LED-512-17	12	17°	90+	1,582	131
LED-512-30	12	30°	90+	1,571	130
LED-512-40	12	40°	90+	1,555	129
LED-512-55	12	55°	90+	1,407	117

- Filter Ring (-FR) addition produces a light loss factor of 10-12% prior to filter media being added. Consult factory for .ies files and final output data when specifying filter media.
- Shielding Cylinder (-CY) addition produces a light loss factor of 20-22% prior to filter media being added. Consult factory for .ies files and final output data when specifying filter media.

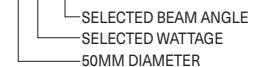
- L70 reported at 85°C = > 55,000 hours (L70B50 calculated) 200,000 hours.
- L80 reported at 85°C = >55,000 hours (L80B50 calculated) 123,000 hours.
- L90 reported at 85°C = > 55,000 hours (L90B50 calculated) 56,000 hours.

Lumen Maintenance				
Ambient Temp.	TM-21	L70 hours Reported	L80 hours Reported	L90 hours Reported
25°C	> 90.98	>55,000	>55,000	>55,000

**Please consult factory for additional information**

- IES files (also available on website)
- Photometric reports
- TM-30 reports
- ISO diagrams and measurements
- UGR ratings and evaluations

Model # example: LEDDW-511-40



# Modular Multiples®

The Original Multiple Lamp Family of Fixtures



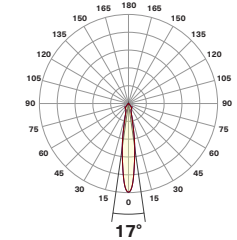
## 579e 50mm LED Modules

### Beam Details

All information shown below measured with filter ring installed. Filter media and shielding options available.

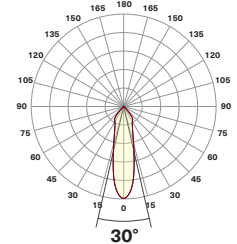
#### LED-512-17

1 m	2 m	3 m	4 m	5 m	6 m	7 m	8 m	9 m	10 m	11 m	12 m	13 m	14 m	15 m	16 m	17 m	18 m	19 m	20 m
3.3 ft	6.6 ft	9.8 ft	13.1 ft	16.4 ft	19.7 ft	23.0 ft	26.2 ft	29.5 ft	32.8 ft	36.1 ft	39.4 ft	42.7 ft	5.9 ft	49.2 ft	52.5 ft	55.8 ft	59.1 ft	62.3 ft	65.6 ft
6246 lx	1562 lx	694 lx	390 lx	250 lx	174 lx	127 lx	98 lx	77 lx	62 lx	52 lx	43 lx	37 lx	32 lx	28 lx	24 lx	22 lx	19 lx	17 lx	16 lx
580.3 fc	145.1 fc	64.5 fc	36.3 fc	23.2 fc	16.1 fc	11.8 fc	9.1 fc	7.2 fc	5.8 fc	4.8 fc	4.0 fc	3.4 fc	3.0 fc	2.6 fc	2.3 fc	2.0 fc	1.8 fc	1.6 fc	1.5 fc



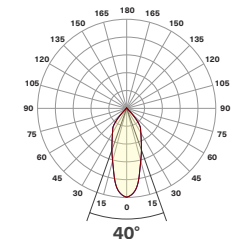
#### LED-512-30

1 m	2 m	3 m	4 m	5 m	6 m	7 m	8 m	9 m	10 m	11 m	12 m	13 m	14 m	15 m	16 m	17 m	18 m	19 m	20 m
3.3 ft	6.6 ft	9.8 ft	13.1 ft	16.4 ft	19.7 ft	23.0 ft	26.2 ft	29.5 ft	32.8 ft	36.1 ft	39.4 ft	42.7 ft	5.9 ft	49.2 ft	52.5 ft	55.8 ft	59.1 ft	62.3 ft	65.6 ft
2988 lx	747 lx	332 lx	187 lx	120 lx	83 lx	61 lx	47 lx	37 lx	30 lx	25 lx	21 lx	18 lx	15 lx	13 lx	12 lx	10 lx	9 lx	8 lx	7 lx
277.6 fc	69.4 fc	30.8 fc	17.3 fc	11.1 fc	7.7 fc	5.7 fc	4.3 fc	3.4 fc	2.8 fc	2.3 fc	1.9 fc	1.6 fc	1.4 fc	1.2 fc	1.1 fc	1.0 fc	0.9 fc	0.8 fc	0.7 fc



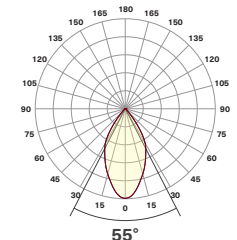
#### LED-512-40

1 m	2 m	3 m	4 m	5 m	6 m	7 m	8 m	9 m	10 m	11 m	12 m	13 m	14 m	15 m	16 m	17 m	18 m	19 m	20 m
3.3 ft	6.6 ft	9.8 ft	13.1 ft	16.4 ft	19.7 ft	23.0 ft	26.2 ft	29.5 ft	32.8 ft	36.1 ft	39.4 ft	42.7 ft	5.9 ft	49.2 ft	52.5 ft	55.8 ft	59.1 ft	62.3 ft	65.6 ft
2080 lx	520 lx	231 lx	130 lx	83 lx	58 lx	42 lx	33 lx	26 lx	21 lx	17 lx	14 lx	12 lx	11 lx	9 lx	8 lx	7 lx	6 lx	6 lx	5 lx
193.3 fc	48.3 fc	21.5 fc	12.1 fc	7.7 fc	5.4 fc	3.9 fc	3.0 fc	2.4 fc	1.9 fc	1.6 fc	1.3 fc	1.1 fc	1.0 fc	0.9 fc	0.8 fc	0.7 fc	0.6 fc	0.5 fc	0.5 fc



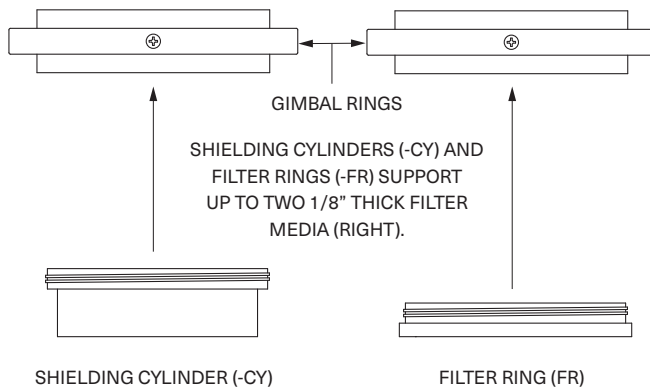
#### LED-512-55

1 m	2 m	3 m	4 m	5 m	6 m	7 m	8 m	9 m	10 m	11 m	12 m	13 m	14 m	15 m	16 m	17 m	18 m	19 m	20 m
3.3 ft	6.6 ft	9.8 ft	13.1 ft	16.4 ft	19.7 ft	23.0 ft	26.2 ft	29.5 ft	32.8 ft	36.1 ft	39.4 ft	42.7 ft	5.9 ft	49.2 ft	52.5 ft	55.8 ft	59.1 ft	62.3 ft	65.6 ft
1751 lx	438 lx	195 lx	109 lx	70 lx	49 lx	36 lx	27 lx	22 lx	18 lx	14 lx	12 lx	10 lx	9 lx	8 lx	lx	6 lx	5 lx	5 lx	4 lx
162.7 fc	40.7 fc	18.1 fc	10.2 fc	6.5 fc	4.5 fc	3.3 fc	2.5 fc	2.0 fc	1.6 fc	1.3 fc	1.1 fc	1.0 fc	0.8 fc	0.7 fc	0.6 fc	0.6 fc	0.5 fc	0.5 fc	0.4 fc



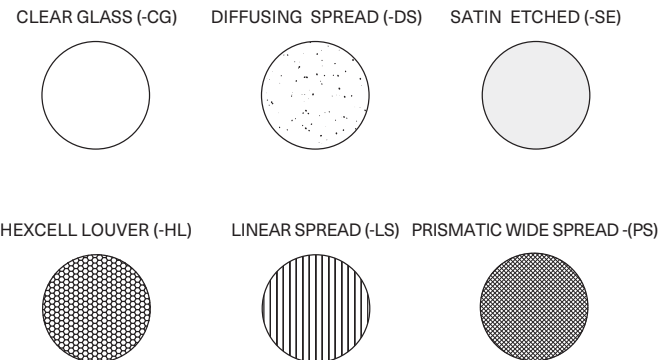
### Shielding Options

ADD SHIELDING OPTION CODE (BELOW) TO END OF MODEL NUMBER



### Filter Media

ADD FILTER MEDIA CODE (BELOW) TO END OF MODEL NUMBER



# Modular Multiples®

The Original Multiple Lamp Family of Fixtures



## 579e 70mm LED Modules

All delivered lumen values were tested at 2700K with finish ring at nominal mA rates & below. Available in 2700K, 3000K, 3500K, and 4000K.

Model Number	Watts	Beam Angle	CRI	Delivered Lumens	Lumens per watt
LED-712-20	12	20°	90+	1,763	146
LED-712-30	12	30°	90+	1,752	146
LED-712-40	12	40°	90+	1,652	137
LED-712-55	12	55°	90+	1,715	142
LED-712-90	12	90°	90+	1,743	148
LED-714-20	14	20°	90+	1,957	139
LED-714-30	14	30°	90+	1,931	137
LED-714-40	14	40°	90+	1,834	131
LED-714-55	14	55°	90+	1,910	136
LED-714-90	14	90°	90+	2,018	146
LED-716-20	16	20°	90+	2,214	138
LED-716-30	16	30°	90+	2,182	136
LED-716-40	16	40°	90+	2,080	130
LED-716-55	16	55°	90+	2,155	134
LED-716-90	16	90°	90+	2,288	144
LED-720-20	20	20°	90+	2,746	137
LED-720-30	20	30°	90+	2,671	133
LED-720-40	20	40°	90+	2,533	126
LED-720-55	20	55°	90+	2,656	132
LED-720-90	20	90°	90	2,801	142

Lumen Multiplier (90+ CRI)
2700K (1.0)
3000K (1.038)
3500K (1.058)
4000K (1.097)

- Filter Ring (-FR) addition produces a light loss factor of 10-12% prior to filter media being added. Consult factory for .ies files and final output data when specifying filter media.
- Shielding Cylinder (-CY) addition produces a light loss factor of 20-22% prior to filter media being added. Consult factory for .ies files and final output data when specifying filter media.

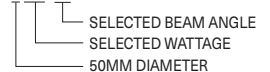
- L70 reported at 85°C = > 55,000 hours (L70B50 calculated) 200,000 hours.
- L80 reported at 85°C = >55,000 hours (L80B50 calculated) 123,000 hours.
- L90 reported at 85°C = > 55,000 hours (L90B50 calculated) 56,000 hours.

Lumen Maintenance				
Ambient Temp.	TM-21	L70 hours Reported	L80 hours Reported	L90 hours Reported
25°C	> 90.98	>55,000	>55,000	>55,000

Please consult factory for additional information

- IES files (also available on website)
- Photometric reports
- TM-30 reports
- ISO diagrams and measurements
- UGR ratings and evaluations

Model # example: LED-712-20



# Modular Multiples®

The Original Multiple Lamp Family of Fixtures



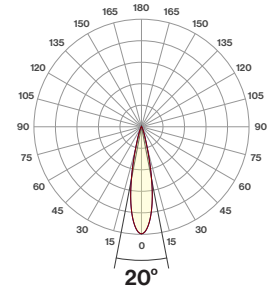
## 579e 70mm LED Modules

### Beam Details

All information shown below measured with filter ring installed. Filter media and shielding options available.

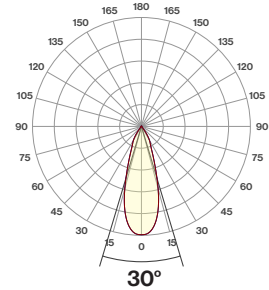
#### LED-720-20

1 m	2 m	3 m	4 m	5 m	6 m	7 m	8 m	9 m	10 m	11 m	12 m	13 m	14 m	15 m	16 m	17 m	18 m	19 m	20 m
3.3 ft	6.6 ft	9.8 ft	13.1 ft	16.4 ft	19.7 ft	23.0 ft	26.2 ft	29.5 ft	32.8 ft	36.1 ft	39.4 ft	42.7 ft	5.9 ft	49.2 ft	52.5 ft	55.8 ft	59.1 ft	62.3 ft	65.6 ft
15537 lx	3884 lx	1726 lx	971 lx	621 lx	432 lx	317 lx	243 lx	192 lx	155 lx	128 lx	108 lx	92 lx	79 lx	69 lx	61 lx	54 lx	48 lx	43 lx	39 lx
1443.5 fcd	360.9 fcd	160.4 fcd	90.2 fcd	57.7 fcd	40.1 fcd	29.5 fcd	22.6 fcd	17.8 fcd	14.4 fcd	11.9 fcd	10.0 fcd	8.5 fcd	7.4 fcd	6.4 fcd	5.6 fcd	5.0 fcd	4.5 fcd	4.0 fcd	3.6 fcd



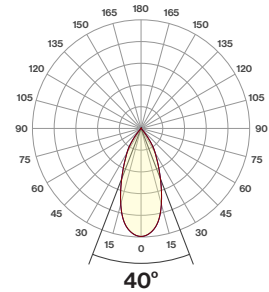
#### LED-720-30

1 m	2 m	3 m	4 m	5 m	6 m	7 m	8 m	9 m	10 m	11 m	12 m	13 m	14 m	15 m	16 m	17 m	18 m	19 m	20 m
3.3 ft	6.6 ft	9.8 ft	13.1 ft	16.4 ft	19.7 ft	23.0 ft	26.2 ft	29.5 ft	32.8 ft	36.1 ft	39.4 ft	42.7 ft	5.9 ft	49.2 ft	52.5 ft	55.8 ft	59.1 ft	62.3 ft	65.6 ft
6692 lx	1673 lx	744 lx	418 lx	268 lx	186 lx	137 lx	105 lx	83 lx	67 lx	55 lx	46 lx	40 lx	34 lx	30 lx	26 lx	23 lx	21 lx	19 lx	17 lx
621.7 fcd	155.4 fcd	69.1 fcd	38.9 fcd	24.9 fcd	17.3 fcd	12.7 fcd	9.7 fcd	7.7 fcd	6.2 fcd	5.1 fcd	4.3 fcd	3.7 fcd	3.2 fcd	2.8 fcd	2.4 fcd	2.2 fcd	1.9 fcd	1.7 fcd	1.6 fcd



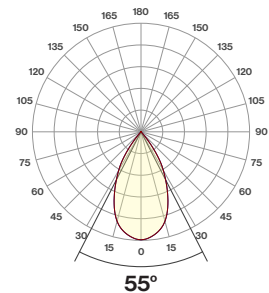
#### LED-720-40

1 m	2 m	3 m	4 m	5 m	6 m	7 m	8 m	9 m	10 m	11 m	12 m	13 m	14 m	15 m	16 m	17 m	18 m	19 m	20 m
3.3 ft	6.6 ft	9.8 ft	13.1 ft	16.4 ft	19.7 ft	23.0 ft	26.2 ft	29.5 ft	32.8 ft	36.1 ft	39.4 ft	42.7 ft	5.9 ft	49.2 ft	52.5 ft	55.8 ft	59.1 ft	62.3 ft	65.6 ft
4418 lx	1105 lx	491 lx	276 lx	177 lx	123 lx	90 lx	69 lx	55 lx	44 lx	37 lx	31 lx	26 lx	23 lx	20 lx	17 lx	15 lx	14 lx	12 lx	11 lx
410.5 fcd	102.6 fcd	45.6 fcd	25.7 fcd	16.4 fcd	11.4 fcd	8.4 fcd	6.4 fcd	5.1 fcd	4.1 fcd	3.4 fcd	2.9 fcd	2.4 fcd	2.1 fcd	1.8 fcd	1.6 fcd	1.4 fcd	1.3 fcd	1.1 fcd	1.0 fcd



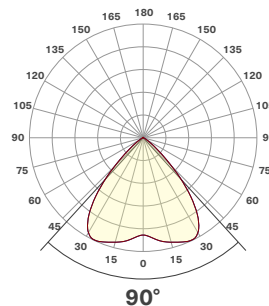
#### LED-720-55

1 m	2 m	3 m	4 m	5 m	6 m	7 m	8 m	9 m	10 m	11 m	12 m	13 m	14 m	15 m	16 m	17 m	18 m	19 m	20 m
3.3 ft	6.6 ft	9.8 ft	13.1 ft	16.4 ft	19.7 ft	23.0 ft	26.2 ft	29.5 ft	32.8 ft	36.1 ft	39.4 ft	42.7 ft	5.9 ft	49.2 ft	52.5 ft	55.8 ft	59.1 ft	62.3 ft	65.6 ft
3546 lx	886 lx	394 lx	222 lx	142 lx	98 lx	72 lx	55 lx	44 lx	35 lx	29 lx	25 lx	21 lx	18 lx	16 lx	14 lx	12 lx	11 lx	10 lx	9 lx
329.4 fcd	82.3 fcd	36.6 fcd	20.6 fcd	13.2 fcd	9.1 fcd	6.7 fcd	5.1 fcd	4.1 fcd	3.3 fcd	2.7 fcd	2.3 fcd	1.9 fcd	1.7 fcd	1.5 fcd	1.3 fcd	1.1 fcd	1.0 fcd	0.9 fcd	0.8 fcd



#### LED-720-90

1 m	2 m	3 m	4 m	5 m	6 m	7 m	8 m	9 m	10 m	11 m	12 m	13 m	14 m	15 m	16 m	17 m	18 m	19 m	20 m
3.3 ft	6.6 ft	9.8 ft	13.1 ft	16.4 ft	19.7 ft	23 ft	26.2 ft	29.5 ft	32.8 ft	36.1 ft	39.4 ft	42.7 ft	45.9 ft	49.2 ft	52.5 ft	55.8 ft	59.1 ft	62.3 ft	65.6 ft
1402 lx	351 lx	156 lx	88 lx	56 lx	39 lx	29 lx	22 lx	17 lx	14 lx	12 lx	10 lx	8 lx	7 lx	6 lx	5 lx	5 lx	4 lx	4 lx	4 lx
130.3 fcd	32.6 fcd	14.5 fcd	8.1 fcd	5.2 fcd	3.6 fcd	2.7 fcd	2 fcd	1.6 fcd	1.3 fcd	1.1 fcd	0.9 fcd	0.8 fcd	0.7 fcd	0.6 fcd	0.5 fcd	0.5 fcd	0.4 fcd	0.4 fcd	0.3 fcd



# Modular Multiples®

The Original Multiple Lamp Family of Fixtures

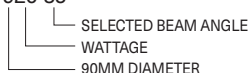


## 579e 90mm LED Modules

All delivered lumen values were tested at 2700K with finish ring at nominal mA rates & below. Available in 2700K, 3000K, 3500K, and 4000K.

Model Number	Watts	Beam Angle	CRI	Delivered Lumens	Lumens per watt
LED-920-35	20	35°	90+	3,028	151
LED-920-45	20	45°	90+	2,993	149
LED-920-60	20	60°	90+	3,019	151
LED-920-90	20	90°	90+	3,112	156
LED-926-35	26	35°	90+	3,868	148
LED-926-45	26	45°	90+	3,813	146
LED-926-60	26	60°	90+	3,871	148
LED-926-90	26	90°	90+	3,985	153
LED-929-35	29	35°	90+	4,264	147
LED-929-45	29	45°	90+	4,190	144
LED-929-60	29	60°	90+	4,272	147
LED-929-90	29	90°	90+	4,406	152
LED-932-35	32	35°	90+	4,645	145
LED-932-45	32	45°	90+	4,575	142
LED-932-60	32	60°	90+	4,652	145
LED-932-90	32	90°	90+	4,819	151
LED-935-35	35	35°	90+	5,034	143
LED-935-45	35	45°	90+	4,986	142
LED-935-60	35	60°	90+	5,095	145
LED-935-90	35	90°	90+	5,224	149

Model # example: LED-920-35



Lumen Multiplier (90+ CRI)
2700K (1.0)
3000K (1.038)
3500K (1.058)
4000K (1.097)

- Filter Ring (-FR) addition produces a light loss factor of 10-12% prior to filter media being added. Consult factory for .ies files and final output data when specifying filter media.
- Shielding Cylinder (-CY) addition produces a light loss factor of 20-22% prior to filter media being added. Consult factory for .ies files and final output data when specifying filter media.

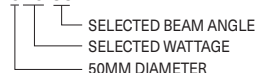
- L70 reported at 85°C = > 55,000 hours (L70B50 calculated) 200,000 hours.
- L80 reported at 85°C = >55,000 hours (L80B50 calculated) 123,000 hours.
- L90 reported at 85°C = > 55,000 hours (L90B50 calculated) 56,000 hours.

Lumen Maintenance				
Ambient Temp.	TM-21	L70 hours Reported	L80 hours Reported	L90 hours Reported
25°C	> 90.98	>55,000	>55,000	>55,000

Please consult factory for additional information

- IES files (also available on website)
- Photometric reports
- TM-30 reports
- ISO diagrams and measurements
- UGR ratings and evaluations

Model # example: LED-920-35



# Modular Multiples®

The Original Multiple Lamp Family of Fixtures



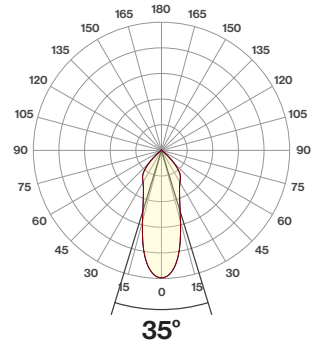
## 579e 90mm LED Modules

### Beam Details

All information shown below measured with filter ring installed. Filter media and shielding options available.

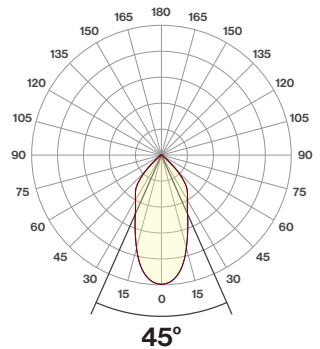
#### LED-935-35

1 m	2 m	3 m	4 m	5 m	6 m	7 m	8 m	9 m	10 m	11 m	12 m	13 m	14 m	15 m	16 m	17 m	18 m	19 m	20 m
3.3 ft	6.6 ft	9.8 ft	13.1 ft	16.4 ft	19.7 ft	23.0 ft	26.2 ft	29.5 ft	32.8 ft	36.1 ft	39.4 ft	42.7 ft	5.9 ft	49.2 ft	52.5 ft	55.8 ft	59.1 ft	62.3 ft	65.6 ft
7250 lx	1812 lx	806 lx	453 lx	290 lx	201 lx	148 lx	113 lx	90 lx	72 lx	60 lx	50 lx	43 lx	37 lx	32 lx	28 lx	25 lx	22 lx	20 lx	18 lx
673.5 fc	168.4 fc	74.8 fc	42.1 fc	26.9 fc	18.7 fc	13.7 fc	10.5 fc	8.3 fc	6.7 fc	5.6 fc	4.7 fc	4.0 fc	3.4 fc	3.0 fc	2.6 fc	2.3 fc	2.1 fc	1.9 fc	1.7 fc



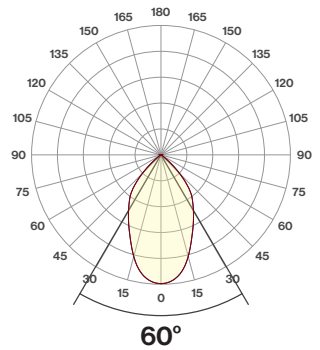
#### LED-935-45

1 m	2 m	3 m	4 m	5 m	6 m	7 m	8 m	9 m	10 m	11 m	12 m	13 m	14 m	15 m	16 m	17 m	18 m	19 m	20 m
3.3 ft	6.6 ft	9.8 ft	13.1 ft	16.4 ft	19.7 ft	23.0 ft	26.2 ft	29.5 ft	32.8 ft	36.1 ft	39.4 ft	42.7 ft	5.9 ft	49.2 ft	52.5 ft	55.8 ft	59.1 ft	62.3 ft	65.6 ft
5461 lx	1365 lx	607 lx	341 lx	218 lx	152 lx	111 lx	85 lx	67 lx	55 lx	45 lx	38 lx	32 lx	28 lx	24 lx	21 lx	19 lx	17 lx	15 lx	14 lx
507.3 fc	126.8 fc	56.4 fc	31.7 fc	20.3 fc	14.1 fc	10.4 fc	7.9 fc	6.3 fc	5.1 fc	4.2 fc	3.5 fc	3.0 fc	2.6 fc	2.3 fc	2.0 fc	1.8 fc	1.6 fc	1.4 fc	1.3 fc



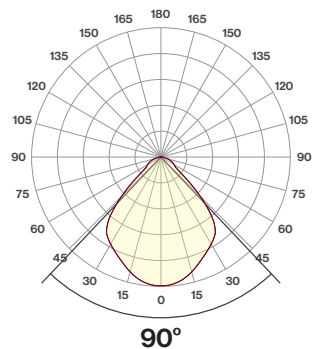
#### LED-935-60

1 m	2 m	3 m	4 m	5 m	6 m	7 m	8 m	9 m	10 m	11 m	12 m	13 m	14 m	15 m	16 m	17 m	18 m	19 m	20 m
3.3 ft	6.6 ft	9.8 ft	13.1 ft	16.4 ft	19.7 ft	23.0 ft	26.2 ft	29.5 ft	32.8 ft	36.1 ft	39.4 ft	42.7 ft	5.9 ft	49.2 ft	52.5 ft	55.8 ft	59.1 ft	62.3 ft	65.6 ft
4811 lx	1203 lx	535 lx	301 lx	192 lx	134 lx	98 lx	75 lx	59 lx	48 lx	40 lx	33 lx	28 lx	25 lx	21 lx	19 lx	17 lx	15 lx	13 lx	12 lx
446.9 fc	111.7 fc	49.7 fc	27.9 fc	17.9 fc	12.4 fc	9.1 fc	7.0 fc	5.5 fc	4.5 fc	3.7 fc	3.1 fc	2.6 fc	2.3 fc	2.0 fc	1.7 fc	1.5 fc	1.4 fc	1.2 fc	1.1 fc



#### LED-935-90

1 m	2 m	3 m	4 m	5 m	6 m	7 m	8 m	9 m	10 m	11 m	12 m	13 m	14 m	15 m	16 m	17 m	18 m	19 m	20 m
3.3 ft	6.6 ft	9.8 ft	13.1 ft	16.4 ft	19.7 ft	23.0 ft	26.2 ft	29.5 ft	32.8 ft	36.1 ft	39.4 ft	42.7 ft	5.9 ft	49.2 ft	52.5 ft	55.8 ft	59.1 ft	62.3 ft	65.6 ft
2842 lx	710 lx	316 lx	178 lx	114 lx	79 lx	58 lx	44 lx	35 lx	28 lx	23 lx	20 lx	17 lx	14 lx	13 lx	11 lx	10 lx	9 lx	8 lx	7 lx
264.0 fc	66.0 fc	29.3 fc	16.5 fc	10.6 fc	7.3 fc	5.4 fc	4.1 fc	3.3 fc	2.6 fc	2.2 fc	1.8 fc	1.6 fc	1.3 fc	1.2 fc	1.0 fc	0.9 fc	0.8 fc	0.7 fc	0.7 fc



50mm, 70mm,  
and 90mm LED  
modules available  
with filter rings,  
shielding cylinders,  
and filter media.

# Modular International

## 579e LED Modules

